

MARATHON TRAINING PROGRAM



MELBOURNE
MARATHON
FESTIVAL

A GREAT COACH

A great coach will tell you you've got a lot of different runners inside of you. To be the best runner, you've got to let them all out. Run on hills, run on a track, do short runs, long runs and everything in-between. A great coach will tell you running shouldn't hurt, and some days the best run is no run. If your week of runs looks like a playlist with the same song by the same artist

17 times in a row, a great coach will tell you to mix things up, to turn each week into an epic, kickass playlist.

—
We'll guide you through it.

Download and run with the Nike Run Club App and this 12-week Audio Guided Run Marathon Training Program to coach yourself across the finish line.



THIS 12-WEEK-TRAINING PLAN COMBINES

SPEED, ENDURANCE, RECOVERY, AND MOTIVATION

TO GET YOU READY TO TACKLE A MARATHON.

Before diving straight into the training plan, read all of the material to ensure you get the most out of it. This plan is built to adapt to your experience level, but it's also uniquely flexible to your needs. Here's what you should know to get the most out of the Nike Run Club Training Plan:

IT'S NOT JUST ABOUT RUNNING.

We know that a smarter runner is a better runner. That's why we've put together a training plan that offers you the opportunity to run with and learn from some of the best Nike coaches and athletes every day through our collection of audio guided runs.

There will be an option to do every speed run, recovery run and most long runs with the guidance, motivation and inspiration that comes with each an Audio Guided Run. You can always choose to run the workouts alone. We've got the training and guidance you need here in this plan.

This training program is built to help you to maximize your efforts on race day through Speed Runs, Recovery Runs and Long Runs. But it takes so much more than running to become a better runner. That's why this training plan is built to not only help you become a better runner but also a better coach.



THIS PLAN WORKS FOR YOU

Your schedule varies. So does the weather and how you feel, but here are a few things to keep in mind as you modify this plan to your needs:

- Speed Runs and Long Runs are essential parts of the plan to maximize your training.
- You have three Recovery Runs and two Rest Days – use them to break up your Speed and Long Runs. Try to avoid doing Speed Runs and Long Runs on back-to-back days.

TRAINING STARTS WHEN YOU START

This plan was designed around an 12-week schedule for maximum results. It was built to adapt to your experience level and intended to be uniquely flexible to your needs as you prepare to tackle a Marathon. Whether you're twelve or eighteen weeks from race day, you can jump into this program whenever it suits you. You're in control of what you put into the program and therefore what you get out of it. We do recommend that you plan on training for at least 12 weeks before the Marathon and can comfortably run and complete the programmed workouts.

TOOLS TO TAKE YOU FARTHER

- Record your runs, reflect on progress, and grab some encouragement from your community along the way with the Nike Run Club App.
- The Nike Training Club App is a great way to add cross-training to your schedule.
- Audio Guided Runs can be found for most runs in this plan. You can find them in the Nike Run Club app. Each week you will have 5 runs. There will be an option to use a Nike Audio Guided Run for every Recovery Run, Speed Run and most Long Runs during this 12-week training program.



WEEKLY WORKOUTS

This plan includes three types of workout activities each week. All three are important to get the fittest, strongest and fastest version of you to the finish line. You can take advantage of Audio Guided Runs for each Speed and Recovery run and most Long Runs within the plan.

SPEED RUNS

Building strength through speed training is important as you prepare. Throughout this plan you'll be introduced to a variety of speed workouts and drills that will make you faster. You'll get to do short and long intervals, fartlek, hill workouts and tempo runs. (See Types of Runs in the Glossary for definitions of these).

LONG RUNS

You need endurance training to help prepare your body and mind to go the distance on race day. You will work on endurance and pacing with weekly Long Runs. It also helps you get familiar with the physical and mental challenges that you might face during a race. This run should be run at a comfortable pace, and as a Progression Run (See Types of Runs in the Glossary for definition of Progression Run).

RECOVERY RUNS

Recovering from your workout days is just as important as the workouts themselves. Use these days to run easy and based on how you feel to help you recover at the highest quality possible after intense training. Each week of training includes two recovery runs. These include runs with Shalane Flanagan and Eliud Kipchoge. Recovery Runs are just as important as your hard workouts.

REST DAYS

Great running is dependent on great rest and recovery. These days are meant for you to recharge and recover. Either take the day off, try one of the workouts from "Simple Routines For Better Runs" in the NTC App or go for a few easy miles or kilometers. It is essential that you talk to and listen to your body as you progress through the training program. Sometimes you will need to adjust the program to fit what you need. And yes, that means that sometimes the best speed run or long run will be no run.



HOW TO USE THE PACE CHART

Throughout the plan, you will see and hear references to different paces and efforts you should aim to maintain during specific workouts. Over the course of your training, you will run using different pace and effort targets. Knowing your pace and effort targets will make your training easier.

Treat each pace target as the middle of a range. You may train slightly above or below these paces. They are not exact paces and you are not a robot.

You will have ample guidance regarding the proper pace and effort needed in every audio guided run. The coaches and athletes are there to guide, motivate and inspire you to be the best athlete and coach you can be.

The chart on page 8 will help you understand which pace you should aim to run during each session.

FIND YOUR STARTING PACE

To get started, you'll need to identify the row of pace targets that is right for you. You can base your pace on any of the following:

- You could use a recent 5K, 10K, half marathon or marathon time, if you have run one. By “recent” we mean in the last month or two.
- You could use the Nike Running App and go on a few runs to determine your average pace. This will be your Recovery day pace.
- If you already run often, you could make an educated guess based on your current fitness.

Whichever one you use, this will be your starting point to find your row of pace targets you will need on the Pace Chart.



PACE CHART

mile best	5k best/avg km pace	10k best/ avg km pace	tempo avg km pace	half marathon best/avg km pace	marathon best/ avg km pace	recovery day pace
5:00	17:05/3:25	35:45/3:35	3:45	1:18:00/3:43	2:44:00/ 3:53	4:20
5:30	18:45/3:43	39:00/3:54	4:00	1:25:00/4:02	3:0:00/4:14	4:40
6:00	20:15/4:03	42:00/4:12	4:20	1:35:00/4:30	3:15:00/4:25	5:05
6:30	22:00/4:04	45:45/4:35	4:45	1:40:00/4:42	3:30:00/4:58	5:30
7:00	23:45/4:45	49:00/4:54	5:05	1:50:00/5:10	3:45:00/5:20	5:50
7:30	25:15/5:03	52:30/5:15	5:30	1:55:00/5:26	4:00:00/5:41	6:10
8:00	27:00/5:24	55:50/5:35	5:50	2:05:00/5:54	4:15:00/6:03	6:10
8:30	28:30/5:42	59:00/5:54	6:10	2:10:00/6:09	4:30:00/6:22	6:50
9:00	30:00/6:00	62:30/6:15	6:30	2:20:00/6:37	4:45:00/6:43	7:10
9:30	31:45/6:21	66:00/6:36	6:50	2:25:00/6:53	5:00:00/7:05	7:35
10:00	33:00/6:40	69:00/6:54	7:10	2:35:00/7:18	5:15:00/7:27	7:55
10:30	35:00/7:00	72:00/7:12	7:30	2:40:00/7:33	5:30:00/7:49	8:15
11:00	36:15/7:15	75:00/7:30	7:50	2:50:00/8:00	5:40:00/8:04	8:30
11:30	38:00/7:36	78:30/7:51	8:10	2:55:00/8:13	5:50:00/8:17	8:45
12:00	39:30/7:54	81:30/8:09	8:30	3:05:00/8:45	6:00:00/8:32	9:00



FOR EXAMPLE

If your last race was a 27:00 minute 5K, find that 5K time under the 5K column on the Pace Chart and slide across the row left or right to find your other pace targets.

mile best	5k best/avg km pace	10k best/avg km pace	tempo avg km pace	half marathon best/avg km pace	marathon best/avg km pace	recovery day pace
8:00	27:00/5:24	55:50/5:35	5:50	2:05:00/5:54	4:15:00/6:03	6:10

In this case, the pace targets for you are as follows:

Best Mile Pace: 8:00 minutes

5K Average Kilometer Pace: 5:24 minutes

10K Average Kilometer Pace: 5:35 minutes

Tempo Pace: 5:50 minutes

Marathon Average Kilometer Pace: 6:03 minutes

ANOTHER EXAMPLE

If your Best Mile time is 9:30, find that Best Mile time on the Pace Chart and slide across to see your other average mile pace targets.

mile best	5k best/avg km pace	10k best/avg km pace	tempo avg km pace	half marathon best/avg km pace	marathon best/avg km pace	recovery day pace
9:30	31:45/6:21	66:00/6:36	6:50	2:25:00/6:53	5:00:00/7:05	7:35

Here, your pace targets for you are as follows:

Best Mile Pace: 9:30 minutes

5K Average Kilometer Pace: 6:21 minutes

10K Average Kilometer Pace: 6:36 minutes

Tempo Pace: 6:50 minutes

Marathon Average Kilometer Pace: 7:05 minutes



THINGS TO KNOW

When you have your range of pace targets, it helps to understand a few things about how you will use them:

- When in doubt be sure to focus on effort. Paces can change due to many factors including but not limited to changes in fitness, weather, elevation, stress, fatigue, and lack of sleep. Be sure to listen to your body and not just focus on the numbers on your watch or phone.
- As you make your way through the training there will be days you may be a little ahead of pace, and other days a little behind. Remember that the paces are only to be used as a guide. You will have good days and bad days as an athlete. Be flexible with your expectations. Hopefully, you will be increasing your fitness each week and your paces will increase in speed as you go.
- When this plan is completed and you head out for race day be confident in all the work you have done. It is that work that will take you to new fitness levels, faster paces, this starting line and the all the ones beyond.



NRC GUIDED RUN

MARATHON TRAINING PLAN



12 WEEKS TO GO

BUILD PHASE
DESIGNED TO DEVELOP GOOD ROUTINES
AND FOUNDATIONAL FITNESS




TAP TO START
WORKOUT

TAP TO CHECK OFF YOUR
WORKOUT WITH AN EMOJI!

RECOVERY RUN

**NRC Guided Run:
Just Another Run**


35:00 Recovery Run



RECOVERY RUN

**NRC Guided Run:
Running in the Dark**


48:00 Recovery Run



RECOVERY RUN

**NRC Guided Run:
Morning Run with Headspace**


30:00 Recovery Run



LONG RUN

NRC Guided Run: 15K Run

15K/9.32 Mile Run




SPEED RUN

**NRC Guided Run:
Tempo Run with Paula Radcliffe**

Tempo Run


7:00 Warm Up
20:00 Tempo Run



RECOVERY RUN

NRC Guided Run: Suckcess Run


35:00 Recovery Run



RECOVERY RUN

NRC Guided Run: Run with Shy

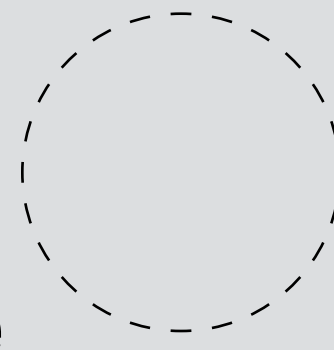
60:00 Recovery Run



RECOVERY RUN

**NRC Guided Run:
End of the Day Run with Headspace**

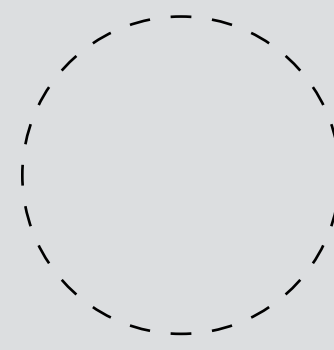
25:00 Recovery Run



LONG RUN

NRC Guided Run: 20K Run

20K/12.5 Mile Run

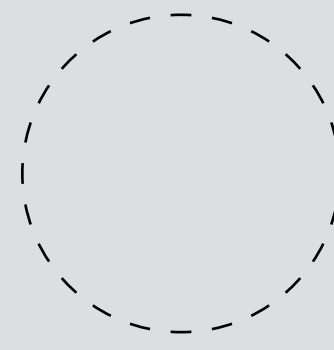


SPEED RUN

NRC Guided Run: Triple 7's
Intervals

5:00 Warm Up
3x 7:00 5K Pace

Recovery is 2:30 between intervals



11 WEEKS TO GO


BUILD PHASE
DESIGNED TO DEVELOP GOOD ROUTINES
AND FOUNDATIONAL FITNESS



RECOVERY RUN

NRC Guided Run: Run with Shalane


45:00 Recovery Run



RECOVERY RUN

**NRC Guided Run:
Fuel the Run with Shalane**


33:00 Recovery Run



RECOVERY RUN

**NRC Guided Run: Running on
Empty with Headspace**


32:00 Recovery Run



LONG RUN

**NRC Guided Run:
Half Marathon Run**

21.1K/13.1 Miles




SPEED RUN

**NRC Guided Run:
Tempo Run with Emily Infeld**

Tempo Run

7:00 Warm Up
25:00 Tempo Run



10 WEEKS TO GO


STRENGTH PHASE
DESIGNED TO IMPROVE ENDURANCE



RECOVERY RUN

NRC Guided Run: Mindful Miles

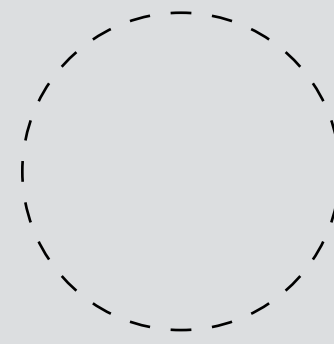
50:00 Recovery Run



RECOVERY RUN

NRC Guided Run: Run for Life

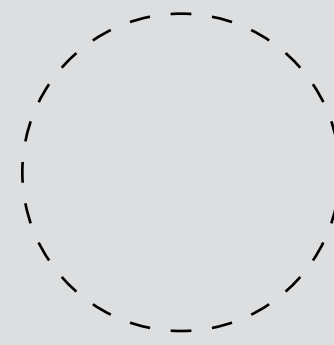
33:00 Recovery Run



RECOVERY RUN

NRC Guided Run: Mindful Meters


60:00 Recovery Run



LONG RUN

NRC Guided Run: Two Hour Run

120:00 Run



SPEED RUN


NRC Guided Run: 5 x 5 x 10k Pace

Intervals

5:00 Warm Up

5x 5:00 10K Pace

2:00 recovery between intervals



9 WEEKS TO GO

STRENGTH PHASE
DESIGNED TO IMPROVE ENDURANCE



8 WEEKS TO GO


STRENGTH PHASE
DESIGNED TO IMPROVE ENDURANCE



RECOVERY RUN

**NRC Guided Run:
Run with Paula Radcliffe**


40:00 Recovery Run



RECOVERY RUN

**NRC Guided Run:
Run with Lopez Lomong #1**


30:00 Recovery Run



RECOVERY RUN


**NRC Guided Run:
Recovery Run with Headspace**

35:00 Recovery Run



LONG RUN

22-26K/14-16 Mile Run



SPEED RUN


**NRC Guided Run:
Out Strong Back Fast**

Tempo Run

5:00 Warm Up

23:00 Tempo Run

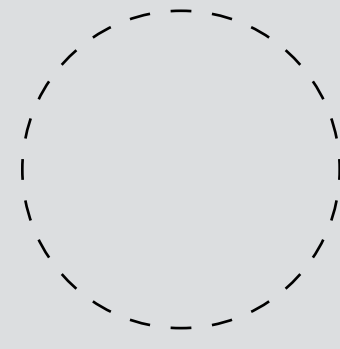
First 12:00 running out strong and controlled. Last 11:00 running back progressively faster. Goal is to cover same distance out and back.



RECOVERY RUN

NRC Guided Run: Run with Eliud

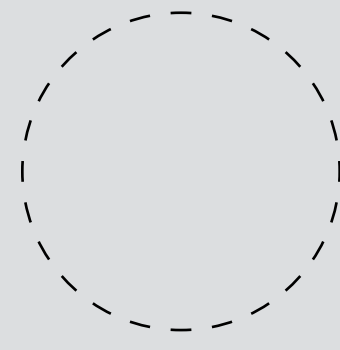
60:00 Recovery Run



RECOVERY RUN

**NRC Guided Run:
Run with Lopez Lomong #2**


30:00 Recovery Run



RECOVERY RUN

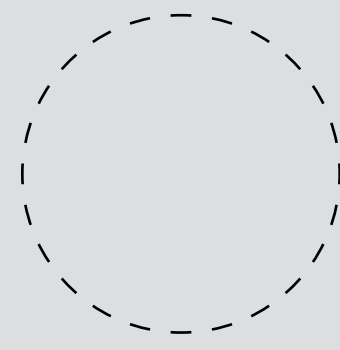
**NRC Guided Run:
New Morning Run with Headspace**

30:00 Recovery Run



LONG RUN

26K-29K/16-18 Mile Run

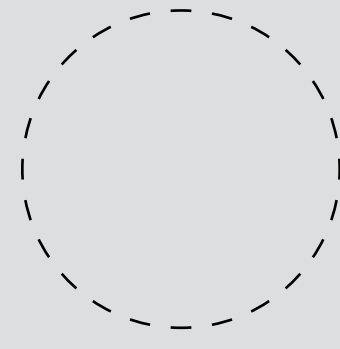


SPEED RUN

**NRC Guided Run:
Hill Hillier Hilliest**

Hill Workout

5:00	Warm Up
1:00	10K Effort
0:45	5K Effort
0:30	Mile Effort



Series is to be run a total of 3 times

Recovery is 2:00 after 10K effort, 1:30 after 5K effort & 1:00 after Mile effort

7 WEEKS TO GO

STRENGTH PHASE
DESIGNED TO IMPROVE ENDURANCE



6 WEEKS TO GO


SPECIFIC PHASE
DESIGNED TO IMPROVE SPEED AND
FURTHER IMPROVE FITNESS



RECOVERY RUN

NRC Guided Run: Run with Joanie


65:00 Recovery Run



RECOVERY RUN

**NRC Guided Run:
Run with Lopez Lomong #3**


30:00 Recovery Run



RECOVERY RUN

**NRC Guided Run: Breaking
Through Barriers with Headspace**


31:00 Recovery Run



LONG RUN

NRC Guided Run: 90 Minute Run

90:00 Run



SPEED RUN


**NRC Guided Run:
Long and Strong and Fast**

Intervals

- 5:00 Warmup
- 8:00 10K Pace
- 4:00 5K Pace
- 2:00 Mile Pace

Interval series should be done 3 x's

- 3:00 recovery after 10K Pace and
- 2:00 recovery after 5K and Mile
Pace intervals



5 WEEKS TO GO


SPECIFIC PHASE
DESIGNED TO IMPROVE SPEED AND
FURTHER IMPROVE FITNESS



RECOVERY RUN

**NRC Guided Run:
Run Long with Evan Jager**


75:00 Recovery Run



RECOVERY RUN

**NRC Guided Run:
I Need A Win Run**


30:00 Recovery Run



RECOVERY RUN


**NRC Guided Run:
Not Motivated Run with Headspace**

25:00 Recovery Run



LONG RUN

29K-35K/18-22 Mile Run



SPEED RUN


**NRC Guided Run:
Two Hard. One Easy.**

Fartlek

5:00 Warm Up

21:00 Fartlek

Alternate between 2:00 of hard running and 1:00 of easy running



4 WEEKS TO GO


SPECIFIC PHASE
DESIGNED TO IMPROVE SPEED AND
FURTHER IMPROVE FITNESS



RECOVERY RUN

NRC Guided Run: Thank You Run

45:00 Recovery Run




RECOVERY RUN

NRC Guided Run:

Don't Wanna Run Run

25:00 Recovery Run




RECOVERY RUN

NRC Guided Run:


Whole Run with Headspace

45:00 Recovery Run



LONG RUN

24-26K/15-16 Mile Run




SPEED RUN

NRC Guided Run: Power Pyramid

Intervals

- 5:00 Warm Up
- 1:00 Mile Pace
- 5:00 5K Pace
- 10:00 10k Pace
- 5:00 5K Pace
- 1:00 Mile Pace

Recovery is 30 seconds after Mile Pace,
2:30 after 5K pace, 3:00 after 10K pace



3 WEEKS TO GO


SPECIFIC PHASE
DESIGNED TO IMPROVE SPEED AND
FURTHER IMPROVE FITNESS



RECOVERY RUN

**NRC Guided Run:
Run Long with Joanie**


80:00 Recovery Run



RECOVERY RUN

**NRC Guided Run:
30 Minute Head Starts**


30:00 Recovery Run



RECOVERY RUN

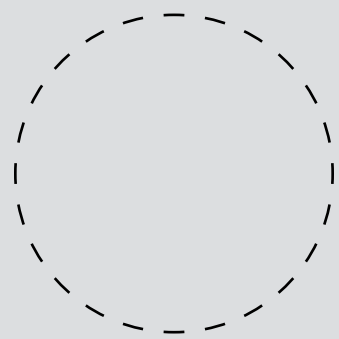
**NRC Guided Run:
Stress Free Run with Headspace**

25:00 Recovery Run



LONG RUN

19-23K/12-14 Mile Run

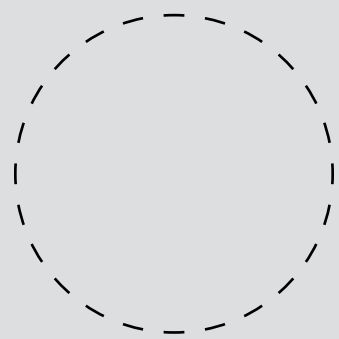


SPEED RUN

NRC Guided Run: 8K Tempo Run

Tempo Run


2K Warm Up
8K Tempo Run
2K Cool Down



RECOVERY RUN

**NRC Guided Run:
Another Thank You Run**

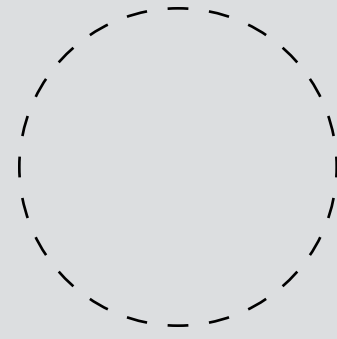
45:00 Recovery Run



RECOVERY RUN

NRC Guided Run: One Hour Run


60:00 Recovery Run



RECOVERY RUN

NRC Guided Run: Four Mile Run

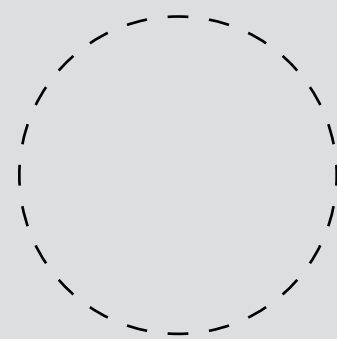
6.5K/4.0 Mile Recovery Run



LONG RUN

**NRC Guided Run:
Another Ten Mile Run**

16K/10 Mile Run

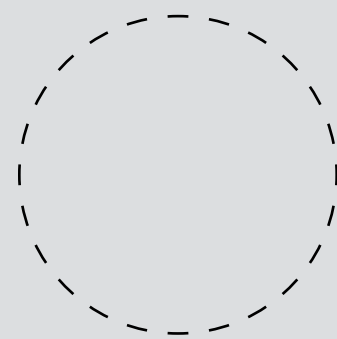


SPEED RUN

NRC Guided Run: In Control

Intervals

6:00	Warm Up
1:00	Mile Pace
3:00	5K Pace
5:00	10K Pace
7:00	Recovery Run Pace
0:30	recovery after Mile Pace
1:30	recovery after 5K Pace
2:30	recovery after 10K Pace



2 WEEKS TO GO

TAPER & RECOVERY
DESIGNED TO MAINTAIN FITNESS AND
GET FRESH BEFORE THE RACE.



1 WEEK TO GO


TAPER & RECOVERY
DESIGNED TO MAINTAIN FITNESS AND
GET FRESH BEFORE THE RACE.



RECOVERY RUN

NRC Guided Run: 5K Head Starts


5K/3.1 Mile Recovery Run



RECOVERY RUN

NRC Guided Run: Another Mile Run


1.6K/1 Mile Run



RECOVERY RUN


**NRC Guided Run:
Big Day Run with Headspace**

25:00 Recovery Run



LONG RUN: THE RACE

42.2K/26.2 Miles




SPEED RUN

NRC Guided Run: Bring It Down

Tempo Run

- 5:00 Warmup
- 5:00 Recovery Run Pace
- 4:00 10K Pace
- 3:00 5K Pace
- 2:00 Mile Pace
- 1:00 Best Pace

This is to be run as a 15:00
Progression Tempo Run



GLOSSARY



GLOSSARY

This glossary elaborates on the running-specific terms you'll see referenced throughout this plan. It's important to understand the different types of runs that this plan includes in order to get the most out of the full training journey.

AUDIO GUIDED RUN

The Nike Run Club app offers a library of Audio Guided Runs. You can find long and short runs, duration as well as distance-based runs and speed runs of all types including fartlek, interval and tempo runs. Some of our best coaches and athletes will meet you at the starting line to guide, motivate and inspire you to a better run. There will be an option to use a Nike Audio Guided Run for every Recovery Run, Speed Run and most Long Runs during this 12-week training program. You can run alone, or you can run with us. As always, the choice is yours.

TYPES OF RUNS

PROGRESSION RUN

Progression Runs improve stamina and allow the body to adapt to the stress of running. Build your pace over the course of each run by starting at a slower than Recovery Run pace and finishing at a faster than Recovery Run pace. Over the course of the run you will average your Recovery Run pace. This progression from the slowest running of the run to the fastest running of the run allows your body to ease into the run and adjust to the activity of running in a natural way. Your Long and Recovery Runs should be run as Progression Runs.



GLOSSARY

TYPES OF RUNS (CONTINUED)

INTERVALS

Intervals refer to a Speed Run session that includes a set of running and rest intervals. There are any number of variations one could use when doing an interval Speed Run. The distance or duration as well as the pace and effort of the running interval can remain the same or change over the course of the workout. The recovery interval duration is another element of the Speed Run that can remain static or change during the workout. Ideally a session like this takes place on a track but does not need to. Any location that allows you to run freely is suitable for an interval-based Speed Run.

FARTLEK

Fartlek is loosely translated from Swedish to “speed play”. Fartlek works on speed and strength by alternating distances and paces during a continuous run. An example Fartlek workout structure could be one-minute running easy followed by one-minute running hard, repeated for a certain amount of minutes, miles or alternating every city block.

HILLS

Hill workouts develop speed and form. It takes extra effort to run uphill so you do not need to run as fast as you would on a flat section. While running uphill, remain in control of your breathing. Don't lean too far forward. A light lean with the chin leading the chest is enough. Running up hills is a great way to develop speed and strength with minimal pounding on the legs. It's best to use effort as a guide rather than pace when doing a hill workout.

TEMPO RUN

A Tempo Run is a hard but controlled pace that can be run as long intervals or a steady run of 1-10 miles. The purpose of a Tempo Run is to build mental and physical endurance and to become comfortable with being uncomfortable.



GLOSSARY

TYPES OF PACE

We've divided our paces into 5 speeds that we'll reference throughout the training program.

BEST PACE (?? OUT OF 10 EFFORT)

This is the pace that makes you feel like you are at your best. Sometimes this may mean running your fastest and sometimes this will mean running easier. The pace and effort you run will be your choice.

MILE PACE (9 OUT OF 10 EFFORT)

This is the pace you could race or run hard for one mile.

5K PACE (7-8 OUT OF 10 EFFORT)

This is the pace you could race or run hard for about 3 miles.

10K PACE (6-7 OUT OF 10 EFFORT)

This is the pace you could race or run hard for about 6 miles.

TEMPO PACE (6 OUT OF 10 EFFORT)

Teaching your body to be comfortable being uncomfortable by maintaining a hard pace and effort that is close to 30-35 seconds slower than your 5K pace.

RECOVERY PACE (4-5 OUT OF 10 EFFORT)

A pace easy enough that you can talk, laugh or argue freely while running.



IF YOU...



IF YOU...

Everyone's training journey is different. But there are some recurring challenges and questions that many runners encounter along the way. Here's how to understand and overcome these common hurdles on your road to race day.

IF YOUR SCHEDULE DOES NOT MATCH THE TRAINING SCHEDULE,

Then adjust the training schedule to your needs. No training plan should ever be seen as written in stone. Instead, look at this training program as written in pencil and you have both an eraser and a pencil to make adjustments as you see fit. You are not only the athlete here... you are also the Head Coach. For best results, be sure to space out hard efforts like Speed Runs and Long Runs. Use the Recovery Runs and Rest Days to allow your body to recharge from the harder efforts.

IF YOU DON'T KNOW HOW TO FIGURE OUT YOUR PACE,

Then experiment until you find it. When you're out running, you run on feel. You have different gears whether you realize it or not. Be patient, pay attention and have fun experimenting with your comfort level while running at different speeds across different distances. The coaches and athletes in the Audio Guided Runs will help you find the right pace for you. Use the Nike Run Club App while you run to keep track of your paces, and use our Pace Chart guidelines on page 8 to find your pace targets.

IF YOU'RE TIRED,

Figure out why. Feeling fatigued is normal as your training progresses, but make sure you're supporting yourself in all other aspects of your life: get enough sleep, eat right, hydrate properly, respect Recovery days and wear the proper shoes. Sometimes the best training is to focus on recovery and rest.



IF YOU...

IF YOU LACK MOTIVATION,

Look for inspiration. Even where you don't expect to find it—like on a run that you don't want to do. And remember, if you are willing to look for motivation that means you've already got some! Be kind and patient with yourself... and you'll find that inspiration and motivation you need.

IF YOU HAVE A TERRIBLE RUN,

Move on to the next one. Some runs are just terrible—sometimes there's no reason, sometimes there is. Take a moment to see if there's a reason and learn something about yourself if there is. Being comfortable with a bad run is just as important as the joy of a great run.

IF YOU'RE HURT,

Stop running. There is a difference between hurting and being hurt. It's essential to listen to and learn from your body throughout your training. Sometimes missing miles in the present lets you run better miles in the future. We know it's not easy for an athlete to hold back or take off some days. That's why it's important you look at yourself as both an athlete and a coach.

IF YOU NEED TO ADJUST THE RECOMMENDED TRAINING,

Remember, this program is a guide. The daily training recommended here is meant to serve as a starting point for you each day. We hope to give you the guidance you need to be able to coach yourself as to when to push forward, when to pull back and when it is best to maintain. The best coach for you is you because you know your fitness better than anyone else. Some days you will run the recommended training and other days you will run more or less. Listen to your body.

IF YOU ARE GOING TO RACE,

Give yourself time to recover—beforehand and afterwards. You may want to back off in terms of distance or pace a few days prior to the race. Be sure to give yourself a few days of rest and recovery after it's over, too (regardless of whether or not you consider it a successful race).



